




Nursery Home Learning

Below are some activities that you can complete at home with your children.

<p>Read a book with a grown up. Talk about what happened in the story. What was your favourite part? Why?</p>	<p>Use child scissors to cut different materials e.g. cards, paper, greaseproof paper, tissues, kitchen roll, cardboard tubes, foil, straws</p>	<p>Take obscure photos of objects around your home and encourage your child to find where they are, for example, a close-up photo of a bath plug hole, a close-up photo of a cheese grater, or carpet, bed sheet, drying rack, etc.</p>	<p>Bake some tasty treats e.g. cakes, biscuits etc. (This is a great opportunity to include maths counting, weighing etc.)</p>
<p>Freeze some plastic animals or dinosaurs in water. How can you rescue them? What could you use? How quickly does the ice melt?</p> 	<p style="text-align: center;"><u>Kim's game</u></p> <p>Put 10 things from around the house on a tray - it could be things like a pencil, an orange, some cotton wool, a toy etc.</p> <p>Ask your child to look carefully at them for about thirty seconds. Then take the tray away and ask them to call out what they remember.</p> <p>Another way of playing the game is to cover the things, take one thing away and ask the child to spot what is missing. You can put more things on the tray as they get better.</p>	<p>Follow the link below and watch the animals on the webcams. What animals did you see? Make a list and draw some pictures of the animals you saw.</p> <p style="text-align: center;">https://www.dublinczoo.ie/animals/animal-webcams/</p>	<p>Put a coat hanger on a door handle. Attach a plastic bag/small bucket on each side of the coat hanger and you've made a balance. Invite your child to put things in each side to see which goes up and down and decide which is heavier or lighter.</p> 
<p>Dress up day! Dress up as a character (you could make your own costume). Who else in your family will dress up with you? Stay dressed up all day.</p> <p>Have a tea party and play games while dressed as your character.</p>	<p>Create some models using junk. What will you build? A house, a castle, a car, a lorry, an animal...</p> <p>Draw a plan for your model in your special world book. What shapes can you see on the boxes and items you have used?</p>	<p>Watch the video about washing your hands. Follow the actions with your child. With your child talk about why it is important to wash your hands.</p> <p>Practise washing your hands properly using to actions from the song to help you.</p>  <p style="text-align: center;">https://www.youtube.com/watch?v=S9VjeIWLnEg</p>	<p>Find things out from books or use the internet to find out about things your child is interested in.</p> <p>Talk with your child about what you have found. Encourage your child to make their own non-fiction book about something they're interested in, for example animals, superheroes, space, unicorns, transport and so on.</p>